

Lifting capacity

Excavator equipped with ROPS/FOPS and rubber tracks
(without quick coupler and without bucket)

r : Reach from swing center line : mm (in)
h : Lift point height : mm (in)
w : Lifting capacity : kg (lbs)
P : Lift point



- The rated lifting capacities that are indicated below are based on ISO 10567 and do not exceed 87% of the excavator's hydraulic lifting capacity or 75% of its static tilt load (tipping load) capacity.
- The following operating criteria are also applicable to the calculation of these maximum loads;
 - The "Lift point" is the location of the front point on the arm
 - The three indicated machine position are : (i) arm over the front end (blade down), (ii) arm over the front end (blade up), and (iii) arm over the side (blade up).
- The weight of the excavator's bucket, hook, sling and other lifting accessories have been taken into consideration when calculating these maximum loads.

Vi045-6B

LIFT POINT HEIGHT h : mm (in)	r : REACH mm (in)											
	RATED LIFT CAPACITY OVER END BLADE DOWN : kg (lbs)				RATED LIFT CAPACITY OVER END BLADE UP : kg (lbs)				RATED LIFT CAPACITY OVER SIDE BLADE UP : kg (lbs)			
	MAX	4000 (157.5)	3000 (118.1)	2000 (78.7)	MAX	4000 (157.5)	3000 (118.1)	2000 (78.7)	MAX	4000 (157.5)	3000 (118.1)	2000 (78.7)
4000 (157.5)	* 1090 (2403)				* 1040 (2292)				800 (1763)			
3000 (118.1)	* 1070 (2358)	* 1050 (2314)			700 (1543)	830 (1829)			600 (1322)	720 (1587)		
2000 (78.7)	* 1100 (2425)	* 1200 (2645)	* 1500 (3306)		590 (1300)	780 (1719)	* 1430 (3152)		520 (1146)	720 (1587)	1100 (2425)	
1000 (39.4)	* 1150 (2535)	* 1380 (3042)	* 1980 (4365)		570 (1256)	760 (1675)	1150 (2535)		510 (1124)	680 (1499)	1000 (2204)	
0 (Ground)	* 1170 (2579)	* 1490 (3284)	* 2080 (4585)	* 2930 (6459)	590 (1300)	720 (1587)	1070 (2358)	1890 (4166)	500 (1102)	620 (1366)	920 (2028)	1520 (3351)
-1000 (-39.4)	* 1210 (2667)	* 1320 (2910)	* 1920 (4232)	* 2900 (6393)	690 (1521)	720 (1587)	1090 (2403)	1990 (4387)	600 (1322)	610 (1344)	900 (1984)	1620 (3571)
-2000 (-78.7)	* 1150 (2535)		* 1340 (2954)		* 1180 (2601)		1120 (2469)		880 (1940)		960 (2116)	

Vi055-6B

LIFT POINT HEIGHT h : mm (in)	r : REACH mm (in)											
	RATED LIFT CAPACITY OVER END BLADE DOWN : kg (lbs)				RATED LIFT CAPACITY OVER END BLADE UP : kg (lbs)				RATED LIFT CAPACITY OVER SIDE BLADE UP : kg (lbs)			
	MAX	4000 (157.5)	3000 (118.1)	2000 (78.7)	MAX	4000 (157.5)	3000 (118.1)	2000 (78.7)	MAX	4000 (157.5)	3000 (118.1)	2000 (78.7)
4000 (157.5)	* 1140 (2513)	* 1100 (2425)			* 1100 (2425)	* 1070 (2358)			860 (1895)	* 1090 (2403)		
3000 (118.1)	* 1140 (2513)	* 1170 (2579)			700 (1543)	* 1130 (2491)			690 (1521)	* 1120 (2469)		
2000 (78.7)	* 1160 (2557)	* 1350 (2976)	* 1780 (3924)		660 (1455)	1000 (2204)	* 1720 (3791)		590 (1300)	890 (1962)	* 1640 (3615)	
1000 39.4 (39.4)	* 1200 (2645)	* 1560 (3439)	* 2270 (5004)		630 (1388)	950 (2094)	1420 (3130)		560 (1234)	850 (1873)	1250 (2755)	
0 (Ground)	* 1230 (2711)	* 1680 (3681)	* 2420 (5335)	* 3160 (6966)	670 (1477)	890 (1962)	1350 (2976)	2160 (4761)	590 (1300)	790 (1741)	1170 (2579)	1890 (4166)
-1000 (-39.4)	* 1260 (2777)	* 1600 (3527)	* 2310 (5092)	* 3260 (7187)	730 (1609)	880 (1940)	1320 (2910)	2230 (4916)	660 (1455)	810 (1785)	1180 (2601)	2030 (4475)
-2000 (-78.7)	* 1190 (2623)		* 1170 (2579)		1000 (2204)		1330 (2932)		940 (2072)		1190 (2623)	

Note : The maximum loads marked with an asterisk (*) were limited by the Excavator's hydraulic lifting capacity rather than by its static tilt load (tipping load) capacity.

Standard equipment

- Blade
- Boom swing function
- Cylinder cover (boom, arm, bucket, blade)
- Rubber or Steel tracks
- Back mirror
- Work light on canopy
- ROPS / FOPS Canopy, Cabin
- Windshield washer (cabin)
- Lock lever
- LCD monitor
- Joystick pilot controls
- Arm rests
- Suspension and reclining seat
- Seat belt
- P.T.O switch
- Engine accelerator knob
- Auto deceleration
- Eco mode
- Engine stop switch
- External power socket (12V)
- Cup holder
- Ash tray (cabin)
- Floor mats
- Evacuation hammer (cabin)

Please note that the standard equipment may vary from this list. Consult your Yanmar dealer for confirmation.

YANMAR CONSTRUCTION EQUIPMENT CO., LTD.

OVERSEAS SALES DEPT.
MARKETING & SALES DEPT.

1717-1 Kumano, Chikugo, Fukuoka 833-0055, J PAN
TEL +81-942-53-5465 F X +81-942-53-5132

yanmar.com

All data subject to change without notice.



YANMAR

TRUE ZERO TAIL SWING MINI EXCAVATOR

Vi045-6B / Vi055-6B

[Gross] 28.1kW

[Gross] 33.4kW



DESIGNED FOR PROFESSIONAL OPERATORS

Everything a professional operator needs in a mini excavator

Vi045-6B and Vi055-6B are exceptionally designed for professional operators. These 2 models will impress users with their superior fuel efficiency, work performance, comfort, durability and serviceability.



TRUE ZERO TAIL SWING MINI EXCAVATOR

Vi045-6B 28.1kW **Vi055-6B** 33.4kW

SAVE TIME AND BE MORE PRODUCTIVE

ViO45-6B and ViO55-6B, born to deliver top performance

Clean diesel engine

These 2 models are powered by Yanmar TNV series diesel engines, equipped with the latest electronically controlled direct injection technologies designed for clean emission and powerful output.



ViO45-6B 4TNV88 ViO55-6B 4TNV84T

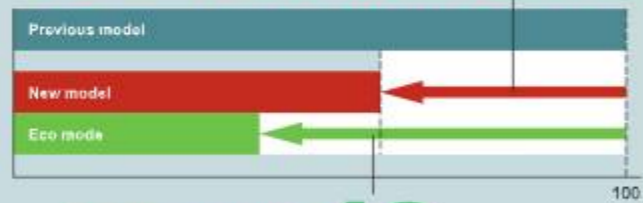
28.1 kW / 2200rpm **33.4 kW** / 2200rpm

Fuel efficiency

Fuel efficiency has improved due to the excellently matched hydraulic system combined with the new features of Eco mode and Auto deceleration, making them the most fuel efficient excavators in their class.

Electronically controlled engine + More efficient hydraulics

30% better fuel economy over previous models



Eco mode is used 40% down previous models

Eco mode

Switching to Eco mode helps reduce fuel consumption significantly.



Auto deceleration

If the operating levers have been in neutral for more than 4 seconds, the engine will automatically drop back to idle, which lowers noise, emissions and fuel consumption.

Productivity

The new engines, coupled with a more powerful hydraulic pump, allow these 2 models to perform smoothly and efficiently. Work performance has increased by 10%.

Amount of work per hour *standard specifications




10% increase

Lifting capacity

ViO45-6B and ViO55-6B have the lifting power of a conventional type excavator, thanks to their ingenious design and excellently balanced weight distribution.

Lifting capacity over front *standard specifications



10% increase

Lifting capacity over side *standard specifications



5% increase

Heat balance

The larger radiator and enhanced hydraulic oil cooling system ensure top performance regardless of ambient temperatures.

Radiator **10% increase** Oil cooler **10% increase**

Yanmar original quick coupler (option)



Ensures quick change of attachments.

Quick coupler operation switch

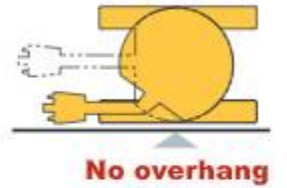


Fuel efficiency & Work performance



True zero tail swing

Yanmar pioneered the concept of a true zero tail swing mini excavator which will operate with no overhang on the tightest of job sites.




UNIVERSAL DESIGN (UD), COMFORT

Comfort

The universal design employed to enhance operator comfort.



UD cabin and canopy provides maximum space



Powerful air conditioner with features of air recirculation and fresh air mode

Air cooling **10% improved**

Comfortable reclining seat with storage compartment

New universal grab handles

Hood handles | Door handles

Cabin light

Ergonomically arranged operating controls and switches are within the reach of one hand

- LCD action monitor
- Quick coupler control box (option)
- Switches
- Ash tray
- Air conditioner control switch (option)
- Air conditioner Air outlet
- Cup & bottle holder
- Joystick lever & Arm rest
- Engine accelerator knob
- External power socket

Flat and spacious leg room

515 mm (1'8")

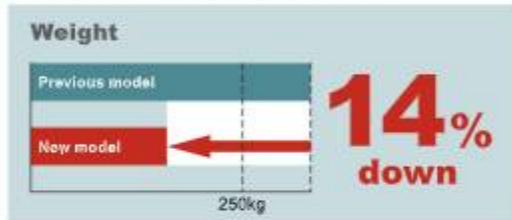


PROVEN DURABILITY AND SAFETY

Simple design and durable components for enhanced reliability and minimum running costs.

1 Cylinder guard protectors made from strong spring steel

2 Tough and lighter boom



3 Protected work light

4 Perfectly located air conditioner condenser

5 Steel bonnets ensure extra component protection

6 Strengthened bonnet hinges



7 Frame guard provides protection on the toughest job sites

8 Upgraded undercarriage

A Idler / Held with double pin to prevent oil leakage.

Width **25% size up**

B Track roller / New durable structure prevents dirt or mud from sticking.

Width **13% size up**

Diameter **14% size up**

C Sprocket / Durable and long lasting.

Width **29% size up**



9 Cabin & Canopy comply with ROPS and FOPS ISO standards

10 Safety lock levers



11 Emergency engine stop switch



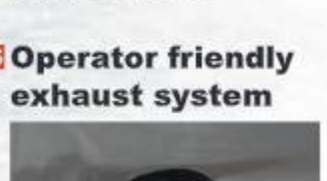
12 Seat belt



13 Evacuation hammer (cabin spec)



14 Back mirror



15 Operator friendly exhaust system



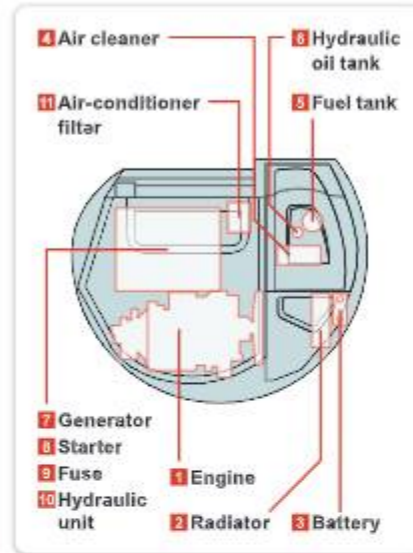
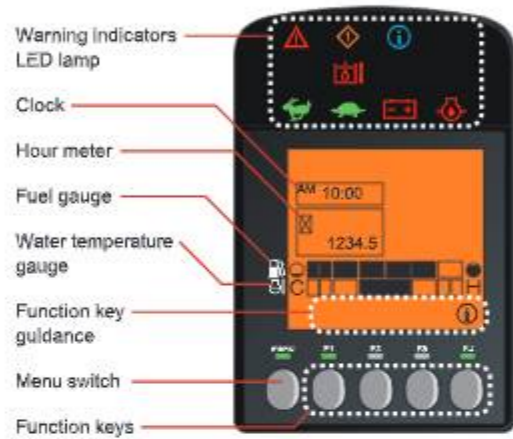
EASY MAINTENANCE

Maintenance

The new LCD action monitor provides various information, including machine service life and servicing alerts for smart machine maintenance.

Back light large-screen LCD monitor

ViO45-6B and ViO55-6B incorporate a system that allows tracking down machine operating conditions over a span of 3 months.



Rear hood, right hood open without tools



Right upper opens without tools



Open around the operator's seat



Easy maintenance of air conditioner



Dimensions Unit: mm (in)

	VIO45-6B		VIO55-6B	
	Canopy spec / Cabin spec	Canopy spec / Cabin spec	Canopy spec / Cabin spec	Canopy spec / Cabin spec
	Quick coupler	without Quick coupler	Quick coupler	without Quick coupler
A	2380 (93.7) Swing 2120 (83.5)	2190 (86.2) Swing 1950 (76.8)	2370 (93.3) Swing 2110 (83.1)	2180 (85.8) Swing 1940 (76.4)
B	5320 (209.4)	5230 (205.9)	5580 (219.7)	5510 (216.9)
C	5740 (226.0)	5540 (218.1)	6140 (241.7)	5950 (234.3)
D	5890 (231.9)	5700 (224.4)	6290 (247.6)	6100 (240.2)
E	2590 (102.0)			
F	1890 (77.4)	1720 (67.7)	1890 (77.4)	1720 (67.7)
G	540 (21.3)	465 (18.3)	540 (21.3)	465 (18.3)
H	500 (19.7)	445 (17.5)	500 (19.7)	445 (17.5)
I	3740 (147.2)	3540 (139.4)	4120 (162.2)	3920 (154.3)
J	2380 (93.7)	2690 (105.9)	2560 (100.8)	2930 (115.4)
K	3550 (139.8)	3360 (132.3)	3900 (153.5)	3710 (146.1)
L	5700 (224.4)	5530 (217.7)	6060 (238.6)	5900 (232.3)
M	3680 (144.9)	3870 (152.4)	4050 (159.4)	4240 (166.9)
N	1340 (52.8)	1500 (59.1)	1410 (55.5)	1570 (61.8)
O	350 (13.8)		400 (15.7)	
P	650 (25.6)		700 (27.6)	
Q	125 (4.9)			
R	35 (1.4)			
S	2540 (100.0)			
T	1590 (62.6)			
U	1940 (76.4)		1990 (78.3)	
V	1970 (77.6)		1970 (77.6)	
W	970 (38.2)		995 (39.2)	

Specifications

Model	VIO45-6B				VIO55-6B								
	Canopy		Cabin		Canopy		Cabin						
Spec	Quick coupler	without Quick coupler	Quick coupler	without Quick coupler	Quick coupler	without Quick coupler	Quick coupler	without Quick coupler					
Operating weight	Rubber track kg (lbs)	4705 (10373)	4605 (10152)	4875 (10748)	4775 (10527)	5355 (11806)	5255 (11585)	5535 (12203)	5435 (11982)				
	Steel track kg (lbs)	4835 (10659)	4735 (10439)	5005 (11034)	4905 (10814)	5385 (11872)	5285 (11651)	5565 (12269)	5465 (12048)				
Engine	Type	Vertical four cylinder water-cooled direct injection diesel engine											
	Model	YANMAR 4TNV88-ZPBV				YANMAR 4TNV84T-ZMBV							
	Rated output kW (hp) / rpm	28.1(37.7) / 2200 [Gross]				33.4 (48.4) / 2200 [Gross]							
Performance	Bucket capacity, standard (ISO heaped) cu.m (cu.ft)	0.14 (4.94)				0.16 (5.65)							
	Bucket width, standard (ISO heaped) mm (in)	650 (25.6)				700 (27.6)							
	Max digging force, bucket kN (lbf)	28.9 (6497)	36.5 (8206)	28.9 (6497)	36.5 (8206)	33.2 (7464)	41.9 (9419)	33.2 (7464)	41.9 (9419)				
	Traveling speed, Rubber track km/h (MPH)	4.6 (2.9) / 2.4 (1.5)				4.2 (2.6) / 2.2 (1.4)							
	high / low Steel track km/h (MPH)	4.3 (2.7) / 2.1 (1.3)				3.9 (2.4) / 2.0 (1.2)							
	Swing speed rpm	10				10							
	Boom swing angle, (L / R) degrees	68 / 68				68 / 68							
Ground contact pressure	Rubber track kPa (PSI)	29.3 (4.25)	28.7 (4.16)	30.4 (4.41)	29.8 (4.32)	29.2 (4.24)	28.6 (4.15)	30.2 (4.38)	29.6 (4.29)				
	Steel track kPa (PSI)	30.5 (4.42)	29.9 (4.34)	31.6 (4.58)	31.0 (4.50)	29.7 (4.31)	29.2 (4.24)	30.7 (4.45)	30.2 (4.38)				
Hydraulic system	Pump capacity L / min (GPM)	42.5 (11.2) x 2 [Variable displacement pump] 37.0 (9.8) x 1, 10.8 (2.9) x 1 [Gear pump]				45.8 (12.1) x 2 [Variable displacement pump] 37.0 (9.8) x 1, 10.8 (2.9) x 1 [Gear pump]							
	Main relief set pressure MPa (PSI)	24.5 (3553) x 2		21.6 (3133) x 1		3.9 (566) x 1		24.5 (3553) x 2		24.5 (3553) x 1		3.9 (566) x 1	
Fuel tank capacity	L (Gals)	66 (17.4)				66 (17.4)							

Hydraulic PTO

Model	VIO45-6B			VIO55-6B		
	Output	L / min (GPM)		MPa (PSI)	L / min (GPM)	
MPa (PSI)		2200RPM	1200RPM		2200RPM	1200RPM
Combined flow, double actions	24.5 (3553)	79.5 (21.0)	43.3 (11.4)	24.5 (3553)	82.8 (21.9)	45.1 (11.9)